

DETECTO®

PORTABLE LOW-PROFILE WHEELCHAIR SCALES



MODELS
6400
6500
6600
BRW1000

- High 1,000-lb/450-kg capacity
- Two platform sizes available for regular or bariatric size wheelchairs
- Two indicator types available for basic or multifunctional weighing
- Guide handles and integral wheels for mobility
- Drive-up ramps included for two-way easy access



Wi-Fi/Bluetooth models available

HIGH-CAPACITY DIGITAL PLATFORM SCALES WITH INTEGRAL WHEELS

SUITABLE FOR WEIGHING PATIENTS IN WHEELCHAIRS, CHAIRS, OR STANDING

DETECTO's low-profile portable wheelchair scale line offers you eight different models to choose from based on whether you need to weigh patients in regular size or bariatric wheelchairs and whether you need basic weighing functions or more complex patient measurement operations.

The platform is only 2.2 in / 5.6 cm high for easy patient accessibility and comfort while weighing either standing or in a wheelchair. With a high 1,000 lb / 450 kg capacity, the scales are capable of measuring patients of virtually any weight possible.

For single-pass weighing to save time, choose the models 6500 or BRW1000 which utilize the MedVue indicator. You can enjoy the time-saving benefits of these scales by using the convenient pushbutton or keypad tare which allows you to remove the wheelchair weight all in one pass.



ACCOMMODATES BARIATRIC-SIZE WHEELCHAIRS (MODELS 6600 AND BRW1000)



Model
BRW1000

The models 6600 and BRW1000 offer a large 40-in/101-cm wide platform for use with bariatric-size wheelchairs.

Model
6500



Vertical Mode for Easy Transport or Storage

Despite their size, these wheelchair scales are amazingly easy to handle.


- Two-way ramps for accessibility from both sides
- Flexible cable remote display extends up to 14 ft / 4.2 m from scale to indicator
- NTEP certified for medical dosage accuracy
- Units locking into Kilograms or Pounds helps prevent dosing errors.
- Battery power for easy mobility (or use with optional AC adapter)
- Black rubber mat included on the scale platform and ramp for superior traction

WelchAllyn
Connex[®] for EHR

The 6500 and BRW1000 models offer optional connectivity with Welch Allyn Connex vital signs monitors for quick and easy EMR.



WHEELCHAIR SCALES FOR ANY SIZE PATIENTS



**EASES THE PATIENT
MEASUREMENT
WORK OF DOCTORS
AND NURSES**



Model
BRW1000

Model
6400

FLEXIBLE WIRED WEIGHT DISPLAY

Since the display is connected to the scale by a long coiled cable that extends up to 14 ft / 4.2 m, it can be positioned where the healthcare professional can most easily read the results.

By using the versatile mounting bracket that comes with each scale, you may permanently mount the indicator on a wall for long-term static use or set it on a tabletop or desk for more mobile type weighing.

The Thin
2.2 in/5.6 cm
Platform Eases
Loading and
Unloading

Two Integral Handles Guide Transport




Two Integral Wheels for Easy Mobility



YOUR CHOICE OF DIGITAL KEYPAD WEIGHING FUNCTIONS

Models 6500/BRW1000



The MedVue® multifunctional indicator with alphanumeric keypad and RS232 and USB ports displays Height, Weight, and Body Mass Index onscreen simultaneously. Wi-Fi/Bluetooth models are also available for

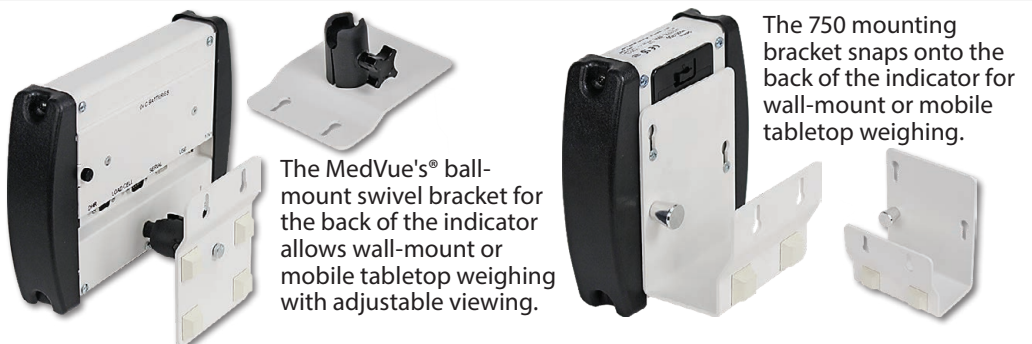
wireless EMR/EHR connectivity. Capable of 14-digital alphanumeric patient ID entries and 99 stored wheelchair tare weights. Displays in four languages (English, Spanish, French, and German).

Models 6400/6600



Model 750 indicator with easy-to-use, basic weighing functions. BMI calculation, RS232 serial port, and big bold LCD digits.

INCLUDES VERSATILE INDICATOR MOUNTING BRACKETS




The MedVue's® ball-mount swivel bracket for the back of the indicator allows wall-mount or mobile tabletop weighing with adjustable viewing.

The 750 mounting bracket snaps onto the back of the indicator for wall-mount or mobile tabletop weighing.



PORTABLE LOW-PROFILE WHEELCHAIR SCALES WITH TIME-SAVING AND PATIENT COMFORT BENEFITS



Model	6400-AC	6400-C-AC	6500-AC	6500-C-AC	6600-AC	6600-C-AC	BRW1000-AC	BRW1000-C-AC
Capacity	1,000 lb x 0.2 lb / 450 kg x 0.1 kg							
Platform Size	32 in x 36 in x 2.2 in / 81 cm x 91 cm x 5.6 cm				32 in x 40 in x 2.2 in / 81 cm x 101 cm x 5.6 cm			
Ramp Size	36 in (91 cm) W x 7.9 in (20.2 cm) L each				40 in (101 cm) W x 7.9 in (20.2 cm) L each			
Cable Length	6 ft / 1.8 m coiled cable, 14 ft / 4.2 m fully extended (from scale to indicator)							
Power	Model 6800-1045 AC adapter (included) or 6 AA batteries (not included)							
Indicator	Model 750		MedVue® Model MV1		Model 750		MedVue® Model MV1	
Indicator Dimensions	6.1 in W x 6.8 in H x 1.8 in D / 15.5 cm W x 17.2 cm H x 4.6 cm D		9.8 in W x 6.8 in H x 1.8 in D / 24.9 cm W x 17.2 cm H x 4.6 cm D		6.1 in W x 6.8 in H x 1.8 in D / 15.5 cm W x 17.2 cm H x 4.6 cm D		9.8 in W x 6.8 in H x 1.8 in D / 24.9 cm W x 17.2 cm H x 4.6 cm D	
LCD Digits	0.7 in / 19 mm high LCD, 6 digit, 7 segment		0.9 in / 22 mm high LCD, 5 digit, 7 segment		0.7 in / 19 mm high LCD, 6 digit, 7 segment		0.9 in / 22 mm high LCD, 5 digit, 7 segment	
Keypad Buttons	ON/OFF, ZERO, LOCK/RELEASE, BMI/ENTER, PRINT, arrow keys		ON/OFF, ZERO, LOCK/RELEASE, NET/GROSS, TARE, ID/HEIGHT, BMI, PRINT/ENTER, alphanumeric keys		ON/OFF, ZERO, LOCK/RELEASE, BMI/ENTER, PRINT, arrow keys		ON/OFF, ZERO, LOCK/RELEASE, NET/GROSS, TARE, ID/HEIGHT, BMI, PRINT/ENTER, alphanumeric keys	
Connectivity	RS232 serial	Wi-Fi/Bluetooth	RS232 serial and USB	RS232 serial, USB, and Wi-Fi/Bluetooth	RS232 serial	Wi-Fi/Bluetooth	RS232 serial and USB	RS232 serial, USB, and Wi-Fi/Bluetooth
Operating Temperature	14 to 104 °F / -10 to +40 °C							
Net Weight	109 lb / 49 kg		112 lb / 50 kg		117 lb / 53 kg		120 lb / 54 kg	
Shipping Weight	112 lb / 51 kg		115 lb / 52 kg		120 lb / 54 kg		123 lb / 56 kg	
Guide Handles	2 included							
Transport Wheels	2 included							
Country of Origin	USA							

DETECTO reserves the right to improve, enhance, or modify features and specifications without prior notice.

SOLD BY:

DETECTO®

102 East Daugherty St., Webb City, MO 64870 USA
Toll-Free: (800) 641-2008 E-mail: detecto@cardet.com
www.Detecto.com