

# DETECTO®

**MOBILECARE**   
medical carts



## **Quick-Release and Keyed Medical Cart Owner's Manual**




# COPYRIGHT

All rights reserved. Reproduction or use, without expressed written permission, of editorial or pictorial content, in any manner, is prohibited. No patent liability is assumed with respect to the use of the information contained herein.

# DISCLAIMER

While every precaution has been taken in the preparation of this manual, the Seller assumes no responsibility for errors or omissions. Neither is any liability assumed for damages resulting from the use of the information contained herein. All instructions and diagrams have been checked for accuracy and ease of application; however, success and safety in working with tools depend to a great extent upon individual accuracy, skill, and caution. For this reason, the Seller is not able to guarantee the result of any procedure contained herein. Nor can they assume responsibility for any damage to property or injury to persons occasioned from the procedures. Persons engaging in the procedures do so entirely at their own risk.

<b>Serial Number</b> _____
<b>Date of Purchase</b> _____
<b>Purchased From</b> _____
_____
_____
RETAIN THIS INFORMATION FOR FUTURE USE

<h2><b><i>PRECAUTIONS</i></b></h2> <p>Before using this product, read this manual and pay special attention to all "NOTIFICATION" symbols:</p>  <p>IMPORTANT</p>
--



# INTRODUCTION

Thank you for purchasing DETECTO's innovative and highly customizable MobileCare medical cart. The MobileCare line of medical carts offers the most advanced security-level features available in the medical cart market and has nearly unlimited configuration possibilities.

The MobileCare medical carts are manufactured using an aluminum seamless shell body which is constructed without any exposed holes for flush clean lines and a more aesthetically pleasing appearance. They are available in 10 standard colors and unlimited Pantone and RAL color options. The countertop is a continuous one-piece ABS thermoplastic countertop with molded edges for optimal hygienic clean-up. Spacious soft-close drawers elegantly glide shut for added convenience allowing the drawers to be closed without using any hands. Two self-closing side extension trays are included as standard for additional workspace. The carts come standard with full wrap-around high-impact bumper trim, which extends beyond the handrails for complete protection. Handrails can be specified for all three sides, two, one, or none. The wheels are 5-in/13-cm diameter 1 or 2-wheel casters with features such as anti-static, total lock, and bead chain for static dissipation which provide easy mobility for smooth transport and nimble maneuvering. Versatile corner extrusion mounting provides easy optional accessory attachment with customized locations. A full range of accessories is available, including IV poles, sharps container holders, defibrillator shelves, cardiac boards, oxygen tank holders, 12-bin organizers, catheter holders, waste bins, and many more.

The carts are made in the USA of American and foreign components and are TAA compliant.

This manual covers the models using a keyed lock for security and the innovative Quick Release unlocking models which use a red/green lock/unlock flag to indicate whether the cart is ready to use or not and breakaway plastic tags to secure the cart. The red/green lock/unlock flag can easily be reset by Biomed techs once the cart has been re-stocked and ready to use.



Keyed Lock

Quick Release

## SPECIFICATIONS


Construction:	Aluminum (Cart top, bottom, sidewalls, drawer fronts and slides, corner extrusions, and 2 work trays)
Available Color Finish:	10 standard colors and all possible Pantone and RAL colors optional
Handrails:	0 to 3 (None, Back Only, Both Sides, Back and Both Sides)
Bumpers:	Wrap around high-impact ABS thermoplastic
Wheel Diameter, Type:	5 in (13 cm), anti-static 1 or 2-wheel casters with lock
Countertop:	One-piece ABS thermoplastic with molded edges
Lock Types Available:	Quick Release or Keyed
Quick Release Button:	1.5 in (38 mm) Diameter
Quick Release Flag Dimensions:	2.625 in W x 2.0 in H (66.7 mm x 51 mm)
Overall Dimensions:	<i>(Height includes handrail, width and depth are to edge of bumpers)</i>
16.5 in drawers	43.9 in H x 27.0 in W x 26.7 in D (111.5 cm H x 68.6 cm W x 67.8 cm D)
23 in drawers	43.9 in H x 33.5 in W x 26.7 in D (111.5 cm H x 85.1 cm W x 67.8 cm D)
29 in drawers	43.9 in H x 39.5 in W x 26.7 in D (111.5 cm H x 100.3 cm W x 67.8 cm D)
Box Dimensions:	
16.5 in drawers	27.0 in H x 16.5 in W x 18.0 in D (68.6 cm H x 41.9 cm W x 45.7 cm D)
23 in drawers	27.0 in H x 23.0 in W x 18.0 in D (68.6 cm H x 58.4 cm W x 45.7 cm D)
29 in drawers	27.0 in H x 29.0 in W x 18.0 in D (68.6 cm H x 73.7 cm W x 45.7 cm D)
Top Work Surface Dimensions:	
16.5 in drawers	20.6 in W x in 19.0 D (52.3 cm W x 48.2 cm D)
23 in drawers	27.1 in W x in 19.0 D (68.8 cm W x 48.2 cm D)
29 in drawers	33.1 in W x in 19.0 D (84.1 cm W x 48.2 cm D)
Drawer Height:	3 in (7.6 cm), 6 in (15.2 cm), 9 in (22.9 cm), & 12 in (30.5 cm)
Drawer Internal Dimensions:	
(Width x Depth)	16.4 in W x 17.9 in D (41.7 cm W x 45.5 cm D)
16.5 in drawers	22.9 in W x 17.9 in D (58.2 cm W x 45.5 cm D)
23 in drawers	28.9 in W x 17.9 in D (73.4 cm W x 45.5 cm D)
29 in drawers	
(Height)	
3 in drawers	2.6 in (6.6 cm)
6 in drawers	5.6 in (14.2 cm)
9 in drawers	8.6 in (21.8 cm)
12 in drawers	11.6 in (29.5 cm)
Drawer Weight Capacity:	3 in (7.6 cm), 6 in (15.2 cm), and 9 in (22.9 cm) – 50 lb (22 kg) 12 in (30.5 cm) – 100 lb (45 kg)

## SPECIFICATIONS, CONT.

Operating Environment:	Operated Temperature Range: 14 to 104 °F (-10 to +40 °C) Humidity: 0 to 90% non-condensing	
Storage Environment:	Storage Temperature Range: -4 to 176 °F (-20 to +80 °C) Humidity: 0 to 95%	
Net Weight:	16.5 in drawers 23 in drawers 29 in drawers	148 lb (67.1 kg) 163 lb (73.9 kg) 188 lb (85.3 kg)
Shipping Weight:	16.5 in drawers 23 in drawers 29 in drawers	203 lb (92.1 kg) 218 lb (98.9 kg) 243 lb (110.2 kg)
Country of Origin:	USA	

## FEATURES

- The cart sides, back, drawer fronts, and drawer handles can all be painted a different color. In addition, each individual drawer front can be painted a different color.
- Seamless aluminum shell body and side panels without exposed holes provide more hygienic clean-up and flush clean lines for a more aesthetic appearance.
- ABS thermoplastic one-piece countertop with molded edges for optimal hygienic clean-up.
- Four different drawer heights are available with ergonomically designed full-width drawer handles for easy opening.
- Soft-close drawers easily glide shut allowing drawers to close without using any hands.
- Two self-closing pull-out side extension trays on each end provide additional workspace.
- Versatile corner extrusion mounting for easy optional accessory attachment with customized locations.
- Full range of accessories available: IV pole, sharps container holder, defibrillator shelf, cardiac board, oxygen tank holder, 12-bin organizer, catheter holder, and many more.
- Unique Quick Release Button with breakaway plastic tags and red/green flag can save lives when a patient codes. It can be reset easily by Biomed afterward.



Quick Release button with optional breakaway plastic seal



Keyed lock



Optional red plastic seal can be used with the Quick Release button. Model CAPS comes in quantities of 50 tags, individually numbered.

# UNPACKING INSTRUCTIONS

Remove the medical cart from its packing and inspect it for signs of shipping damage, such as exterior dents and scratches. *Keep and use the original packing material for return shipment if it should become necessary.* Note that it is the responsibility of the purchaser to file all claims for any damage or loss incurred during transit.

## Overview Quick-Release Type Lock



*Note that the above cart is shown with the optional Handrails installed (back and both sides). It also has the following optional accessories installed: Adjustable Chrome IV pole, Sharps Container Holder, and Aluminum Defibrillator Shelf.*




## Overview Keyed Type Lock




## OPERATION

### Unlock Drawers of a Stocked Cart


Firmly press the red Quick Release button to unlock all the drawers. The locked/unlock flag on the top panel will change to a  (red X in a circle) and the message will indicate the cart drawers are unlocked.




Pressing the Quick Release button instantly unlocks all drawers and changes the flag to a  (to indicate the drawers are unlocked).

### Lock Drawers after Stocking a Cart

After the cart has been restocked, open the top drawer enough to allow your hand to be inserted under the top panel. Locate the reset lever (to the left of the locked/unlock flag) and slide it to the right to reset the lock/unlock mechanism.



Reset lever is behind the top panel, left of locked/unlocked flag. Slide it right to reset.

After sliding the reset lever to the right, the flag on the top panel will change to green with a  (locked lock) and the message will indicate the cart is stocked and ready to use.



**NOTE:** The top drawer must be closed to lock all the cart drawers.



The green flag on the top panel indicates the cart is stocked, locked, and ready to use.

# DISINFECTING YOUR MEDICAL CART

## Cleaning versus Disinfecting

The first thing to remember is that cleaning is different from disinfecting. By cleaning, germs and dirt are removed from surfaces, but germs are not killed. Removing them only decreases the number of germs and helps to reduce the risk of spreading infections.

On the other hand, by disinfecting your medical cart you kill viruses and bacteria on surfaces by using chemical products. This process does not necessarily clean dirty surfaces. Killing viruses and bacteria on the surface after cleaning has been done can further decrease the risk of spreading infectious diseases.

With this in mind, you need to conduct regular cleaning of your medical cart, and then disinfect it using an appropriate disinfecting product for the type of surface.



**CAUTION:** When cleaning and disinfecting, individuals should wear disposable gloves compatible with the products being used as well as any other PPE required according to the cleaning and disinfecting product manufacturer's instructions.



## For Frequently Touched Surfaces

For frequently touched surfaces, such as the push handle and drawer handles, remove visible dirt, then disinfect using alcohol-based wipes containing at least 70% alcohol.

## For Hard Non-Porous Surfaces

For hard non-porous surfaces such as the cart body, drawer front, and ABS countertop, clean with a mild detergent or soap and water if the surfaces are visibly dirty, before disinfectant application.

- After cleaning, use any of the products contained on the EPA's List L, List N, or List Q for products to use against the Ebola virus, disinfectants for Coronavirus (COVID-19), or disinfectants for Emerging Viral Pathogens that are suitable for hard non-porous surfaces. Follow the manufacturer's instructions for concentration, application method, and contact time for all cleaning and disinfection products. Click on the links below to proceed to the EPA's websites to search and view the lists.

[List N: Disinfectants for Coronavirus \(COVID-19\)](#)

[List L: Disinfectants for use Against Ebola Virus](#)

[List Q: Disinfectants for Emerging Viral Pathogens \(EVPs\)](#)

- Diluted household bleach solutions (prepared according to the manufacturer's label for disinfection) if appropriate for the surface. Follow the manufacturer's instructions for application and proper ventilation. Make sure the product is not past its expiration date.



**IMPORTANT! Never mix household bleach with ammonia or any other cleanser.**

- Alcohol solutions with at least 70% alcohol.


# DISINFECTING YOUR MEDICAL CART, CONT.

## For Soft or Porous Surfaces

For soft or porous surfaces such as the straps on the Oxygen tank holder and defibrillator shelf, clean them with the appropriate cleaners indicated for use on these surfaces.

- After cleaning, use any of the products contained on the EPA's List L, List N, or List Q that are suitable for porous surfaces. Follow the manufacturer's instructions for concentration, application method, and contact time for all cleaning and disinfection products. Click on the links above in the **For Hard Non-Porous Surfaces** paragraph to view the lists.
- Disinfect with wipes that contain at least a 70% alcohol solution.

## TROUBLESHOOTING

Problem	Cause	Possible Solution
Drawers do not unlock and the lock/unlock flag does not change to a  (red X in a circle) to indicate the cart drawers are unlocked.	A. The Quick Release button is not being pressed hard enough to activate the lock/unlock mechanism.  B. The Quick Release button is stuck partially in or out.	A. To ensure the lock/unlock mechanism is activated, firmly press the Quick Release button using the palm of your hand.  B. Pull and push the Quick Release button in and out several times to assist in resetting the lock/unlock mechanism.

# DETECTO MEDICAL CARTS

## STATEMENT OF LIMITED WARRANTY

DETECTO warrants its Medical Carts and Cart Accessories to be free from defects in material and workmanship as follows:

DETECTO warrants to the original purchaser only that it will repair or replace any part of the medical cart which is defective in material or workmanship for a period of **twelve (12) years from date of shipment**. Medical cart accessories (such as IV poles, waste bins, catheter holders, bin organizers, etc.) are warranted for a period of **two (2) years from the date of shipment**.

DETECTO shall be the sole judge of what constitutes a defect.

**During the first ninety (90) days**, DETECTO may choose to replace the product at no charge to the buyer upon inspection of the returned item.

**After the first ninety (90) days**, upon inspection of the returned item, DETECTO will repair or replace it with a refurbished product. The customer is responsible for paying for the freight both ways.

This warranty does not include replacement of expendable or consumable parts, or parts which have deteriorated or been damaged due to wear including but not limited to plastic parts such as tops, drawer rollers and slides, wheels, locks and hinges. Nor does it apply to damage caused by accident, misuse, abuse, overloading, theft, lightning, fire, water or acts of God, or due to extended storage or exposure.

This warranty does not apply to normal maintenance service, which is the responsibility of the purchaser.

DETECTO may require the product to be returned to the factory; item(s) must be properly packed and shipping charges prepaid. A Return Authorization number must be obtained for all returns and marked on the outside of all returned packages. DETECTO accepts no responsibility for items lost or damaged in transit, received without prior authorization or without proper markings and documentation.

### Conditions Which Void Limited Warranty

This warranty shall not apply to equipment which:

- A.) Has not been properly assembled.
- B.) Has been tampered with, defaced, mishandled or has had repairs and modifications not authorized by DETECTO.
- C.) Has had serial number altered, defaced, or removed.

### Freight Carrier Damage

Claims for equipment damaged in transit must be referred to the freight carrier in accordance with freight carrier regulations.

This warranty sets forth the extent of our liability for breach of any warranty or deficiency in connection with the sale or use of the product. DETECTO will not be liable for incidental or consequential damages of any nature arising from the use of any DETECTO product, defective or not, including but not limited to, loss of profit, delays or expenses, whether based on tort or contract. DETECTO reserves the right to incorporate improvements in material and design without notice and is not obligated to incorporate improvements in equipment previously manufactured.

The foregoing is in lieu of all other warranties, express or implied including any warranty that extends beyond the description of the product including any warranty of merchantability or fitness for a particular purpose. This warranty covers only those DETECTO products installed in the forty-eight (48) contiguous continental United States.







*DETECTO*

*102 E. Daugherty, Webb City, MO 64870 USA*

*Ph: 417-673-4631 or 1-800-641-2008*

*Fax: 417-673-2153*

*[www.Detecto.com](http://www.Detecto.com)*

*Technical Support: 1-866-254-8261*

*E-mail: [tech@cardet.com](mailto:tech@cardet.com)*

Printed in USA

9400-0154-0M Rev A 05/23