



CARDINAL®

Admiral BENCH SCALES



Accurate to 1 GRAM

Designed for the Food
Processing Industry

**Heavy-Duty Base
for High-Usage Durability**

*Cardinal Admiral
model CA8-15KG-210
with optional model 2XX-OU
checkweigher light bar shown here.*



Integral Carrying Handle Expedites Transport

When you need to transport the Admiral, the scale's built-in carrying handle comes in "handy." Simply lift and move!
Admirals with the 215 indicator are also battery powered, offering a completely portable scale.

Interlocking Commodity Tray

Fastens securely in place for transport.

Lift-off stainless steel tray
for easy cleaning.

Cardinal's Admiral series stainless steel bench scales, with one gram graduations, are designed for speed and accuracy. The extremely heavy-duty scale platform provides a stable base for high-usage, food processing applications. Additionally, the scale column's flow-through design avoids the build-up of unnecessary materials and water collecting in crucial weighing areas and helps provide a clean weighing environment for sanitary locations. The Admiral is built with the operator in mind for ease of use, and the stable weight display is positioned at a proper height and tilts, so that it doesn't impede on the product being weighed when performing keypad entries.

The Admiral's integral carrying handle, located on the display column, provides ease of movement when transporting the scale. Additionally, the scale features a unique interlocking commodity tray that fastens securely to the scale base during transport. This built-in convenience adds to the everyday use of the scale when speed and timely weight sampling is required.

Comfortable display height

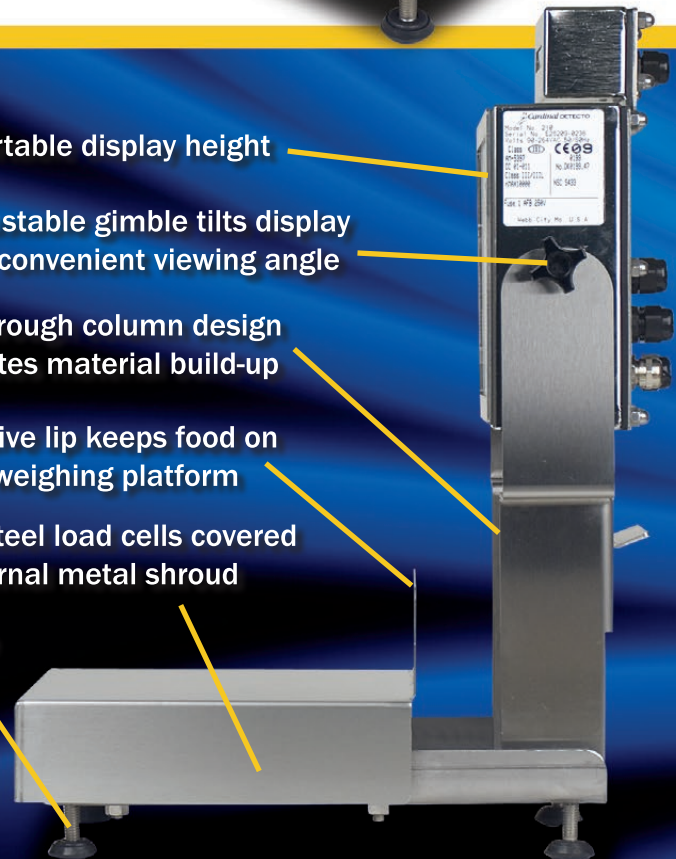
Adjustable gimble tilts display
for convenient viewing angle

Flowthrough column design
alleviates material build-up

Protective lip keeps food on
the weighing platform

Stainless steel load cells covered
by internal metal shroud

Adjustable
feet





Optional model 2XX-OU
checkweigher light bar

Lightning-Fast Checkweighing

The Admiral incorporates check-weighing features that are operator friendly. Adjusting preset over and under weights for selected product sampling is simple, even for an inexperienced operator. The Admiral's optional multi-colored OVER/ACCEPT/UNDER check-weigher light bar, mounted to the top of the scale, provides immediate visual recognition of preselected weight targets. The Admiral comes in your choice of LED display with AC power or LCD display with AC plus 10 AA-rechargeable battery power.



8 in / 20 cm
square platform

Admiral
model
CA8-15KG-210



- Count Mode
- Keypad Tare
- Splashproof
- IP65 Rating
- Label Printing
- Time and Date
- Numeric Keypad
- Dual Serial Ports
- Heavy Steel Base
- AC and Battery Power



Admiral
model
CA12-60KG-210

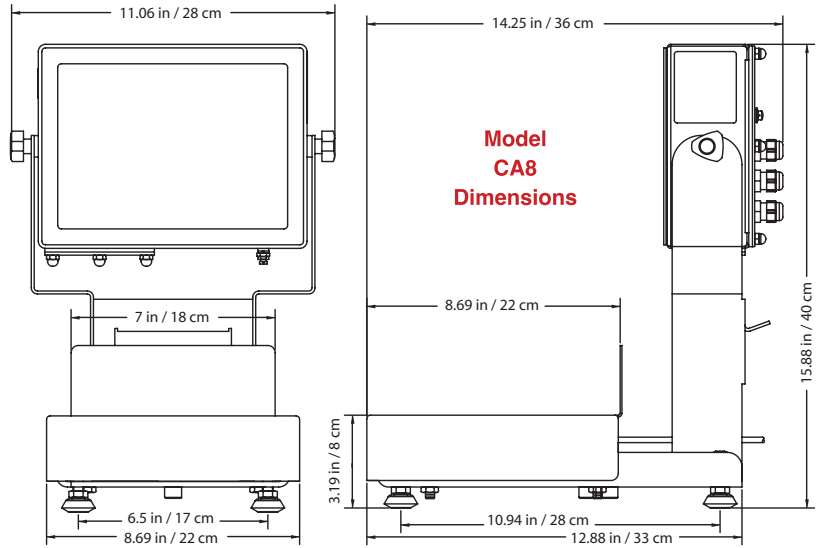
12 in / 30 cm
square platform





MODEL	CAPACITY	INDICATOR
CA8-15KG-210	15 kg x 0.001 kg	model 210
CA8-30-210	30 lb x 0.002 lb	model 210
CA8-15KG-215	15 kg x 0.001 kg	model 215
CA8-30-215	30 lb x 0.002 lb	model 215

Platform Size: 8 in W x 8 in D / 20 cm W x 20 cm D
Shipping Weight: 28 lb / 13 kg
Load Cell: Model TSSP20KG stainless steel

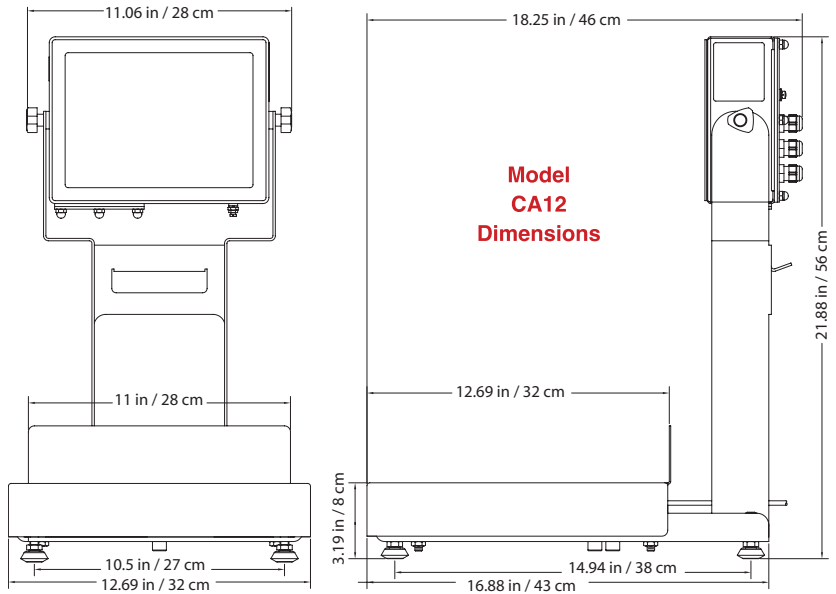


Model CA8 Dimensions



MODEL	CAPACITY	INDICATOR
CA12-60KG-210	60 kg x 0.02 kg	model 210
CA12-120-210	120 lb x 0.05 lb	model 210
CA12-60KG-215	60 kg x 0.02 kg	model 215
CA12-120-215	120 lb x 0.05 lb	model 215

Platform Size: 12 in W x 12 in D / 30 cm W x 30 cm D
Shipping Weight: 40 lb / 18 kg
Load Cell: Model TSSP75KG stainless steel



Model CA12 Dimensions

Cardinal's Admiral stainless steel bench scales come not only in your choice of capacities and platform sizes, but also with a **choice of weight indicators**. Select an Admiral with the model 215 indicator if you need the added **portability** of 10 AA rechargeable battery power and **LCD display** for viewing in direct sunlight.



MODEL	DESCRIPTION	SHIPPING WT.
2XX-OU	Checkweigher light bar	2 lb / 1 kg



MODEL 210 INDICATOR

POWER:
64-284 VAC, 12VDC external

DISPLAY:
0.6 in / 14 mm high red LED



MODEL 215 INDICATOR

POWER:
64-284 VAC, 12VDC external
or 10 AA rechargeable batteries

DISPLAY:
Large 1 in / 25 mm high LCD
Visible in direct sunlight

Cardinal Scale reserves the right to improve, enhance or modify features and specifications without prior notice. All registered trademarks are the property of their respective owners.



102 East Daugherty St., Webb City, MO 64870 USA
 Toll-Free: (800) 441-4237 E-mail: cardinal@cardet.com
 www.CardinalScale.com

SOLD BY:

