

DETECTO HEALTHCARE CATALOG



DETECTO[®]

TABLE OF CONTENTS

1	solo® Eye-Level Physician Scales	20	APEX-RI Portable Low-Profile Scales
2	apex® Eye-Level Physician Scales	21	6800 Portable Low-Profile Scales
3	icon® Eye-Level Digital Physician Scales	22	DR660 Portable Low-Profile Scales
4	Weighbeam Eye-Level Physician Scales	23	GP-600-MV1 Legal-for-Trade Portable Scales
5	Rescue Medical Carts	24	SlimTALK Talking Bathroom Scales
6	MobileCare Medical Carts	25	SlimPRO Talking Bathroom Scales
7	6857DHR/6855 Bariatric Scales	26	D1130/D1130K Bathroom Scales
8	6868 Bariatric Flip Seat Scales	27	DR400C/DR550C Low-Profile Scales
9	475/6475 Chair Scales	28	PHR Mechanical Stadiometers
10	6880 Chair Scales	29	Sonaris Sonar Stadiometers
11	6550 Wheelchair Scales with Column-Mounted Indicator	30	6745 Digital Baby Scales
12	6560/6570 Multi-Use Wheelchair Scales	31	8432-CH Digital Baby Scales
13	BRW1000 Bariatric Wheelchair Scales	32	8440 Digital Baby Scales
14	6400 Wheelchair Scales	33	MB130 Digital Baby Scales
15	7550 Wall-Mount, Fold-Up Wheelchair Scales	34	DLM Baby Length Measuring Devices
16	Solace ID Series Dialysis Scales	35	WPS12UT Submersible Washdown Scales
17	8500/8550 Stretcher Scales	36	420 Series Digital Precision Balance Scales
18	IB Series In-Bed Scales	37	T3530 Hanging Dial Scales
19	PL Series Patient Lift Scales	38	Waste Receptacles
		39	Glove Box Holders



550 lb x 0.2 lb /
250 kg x 0.1 kg capacity

14 in W x 15 in D x 2.5 in H
platform size

6 AA batteries (included) or
AC adapter (included with
model SOLO-AC)

Calculates weight, height and BMI

Integral wheels ease transport



solo[®] DIGITAL CLINICAL SCALES STAND ALONE IN ECONOMIC CLINICAL WEIGHING

solo[®] Eye-Level Physician Scales with Inline Mechanical Height Rods

DETECTO's solo[®] eye-level clinical scale is the most economical, high-quality digital physician scale with height rod available. The solo[®] scale features a low-profile platform, inline mechanical height rod (measures 30 in to 84.5 in / 76 cm to 214.5 cm), sturdy weight column, eye-level weight display, and one-inch-high LCD readouts. The scale's RS232 serial port allows you to output measurement data to EMR/EHR software. The solo[®] indicator features 8 simple buttons that are easily identifiable in any language. The solo[®] is powered by 6 AA batteries, which are included, or an AC adapter (included with model SOLO-AC).

solo[®]
DIGITAL CLINICAL SCALES



Model SOLO



The mechanical height rod is situated to the side of the LCD, so it never interferes with viewing measurements.

THE APEX OF PATIENT MEASUREMENT, EFFICIENCY, AND STYLISH DESIGN

apex® Series Physician Scales with Sonar or Mechanical Height Rods



apex
CLINICAL SCALES

Wi-Fi **Bluetooth™**

Wi-Fi/Bluetooth models available for wireless EMR/EHR connectivity



Model APEX

DETECTO's apex® eye-level digital physician scales feature your choice of either sonar touchless or inline mechanical height rods. The unique touchless sonar height rod instantly locks on the patient's height and measures nearly any patient size. The apex® offers BMI calculation, AC or battery power (AC adapter included on some models), RS232 serial port, micro USB-B port, HL7 IEEE 11073 compliance, and integral wheels for transport. Models are available with Wi-Fi/Bluetooth for wireless EMR/EHR and Welch Allyn® device connectivity (CVSM/CSM, and LXI).



600 lb x 0.2 lb / 300 kg x 0.1 kg capacity



Extra-wide and flat platform:
17 in W x 17 in D x 2.75 in H

Sonar and mechanical height rods
measure 24" (2') - 86" (7'2")



Mother/Baby function factors
the weight of infants and toddlers
held by an adult

Wi-Fi/Bluetooth and Welch Allyn
connectivity (available on some
models)

The apex® features a high-tech, smart-phone-style indicator for easy utilization with 6 simple buttons and a bold LCD display for large readouts.



Extra-high
1,000-lb capacity

Ultra-thin platform
only 1.5 inches high

Sonar touchless height
rod for ultimate speed and
accuracy (measures 24 – 86 in)

Multi-color touchscreen
LCD display

Displays weight, height, and
BMI onscreen simultaneously

*The icon's brilliant,
multi-color touchscreen
display and intuitive
user-prompted text
navigation menus provide
easy entry of items such as
8-digit numeric patient
IDs for EMR/EHR.*



WEIGHT/HEIGHT/BMI MEASURED WITHOUT PUSHING A SINGLE BUTTON... ICONIC PATIENT MEASUREMENT

icon® Eye-Level Digital Physician Scales with Touchless Sonar Height Rods



Wi-Fi/Bluetooth included standard
for wireless EMR/EHR connectivity

DETECTO's icon® eye-level digital physician scales feature state-of-the-art, sonar height rods and an ultra-thin platform only 1.5-in high (the slimmest in the industry). The icon® series scales feature 0.9-in-high LCD weight digits, USB-B port, HL7 IEEE 11073 compliance, and 17 in W x 17 in D weighing platform. Wi-Fi and Bluetooth are included standard for wireless EMR/EHR. The icon's powerful sonar touchless height rod combined with an all-in-one color display means the patient simply steps onto the scale platform and within a second your full measurements are all displayed onscreen.



Model ICON



THE WORLD STANDARD IN CLINICAL WEIGHING SINCE 1900

Weighbeam Eye-Level Physician Scales



 **SINCE 1900**



DETECTO's world-renowned weighbeam physician scales feature a 10.5 in x 14.5 in (27 cm x 37 cm) platform and dual-reading die-cast weighbeam which may be read from either side of the scale. Thirteen different models are available in lb, lb/kg, and kg with capacities of 440 lb/200 kg, 450 lb, or 200 kg and accessories such as handposts, height rods, and wheels. The dual-reading height rod measures in inches or centimeters at a glance, and the platform cover can be easily removed for cleaning. The scales are 59 inches (150 cm) high. They don't require power and provide years of long-lasting use. Stainless steel models are also available.



450 lb x 4 oz, 200 kg x 100 g, and 440 lb x 4 oz/200 kg x 100 g capacities

Height rod measurement range (available on some models): 24-84 in / 60-212 cm



10.5 in x 14.5 in (27 x 37 cm) platform



Mild steel with electrostatic powder paint finish

Dual-reading, die-cast weighbeam is easy to read from either side, front or back

DETECTO weighbeam physician scales are also available in stainless steel for high-humidity areas like locker rooms.



12 standard models with multiple accessories available



Hygienic wipe-down surfaces



Auto-return rail on drawers

Versatile wheel locks

72-hour turnaround time on orders

Push handle with user-friendly design



The Rescue series carts are built with the busy clinical user in mind and feature an ABS countertop with smooth molded contours that are easy to clean for hygienic wipe-down disinfection. A central lock secures all the drawers at the same time for convenience.

COMING TO THE RESCUE WHEN LIFE MATTERS MOST

360-Degree-Rotating Rescue Carts for Mobile Clinical Storage

RESCUE

medical carts



Model RC33669RED-L



Model RC33669BLU

DETECTO's Rescue RC series medical carts come in multiple color options (red, blue, yellow, and white) with five or six drawers and 360-degree rotation for tight corners. DETECTO's carts are manufactured from quality steel cart body construction that is powder-coat painted for durability with ABS countertops that are easy to clean. The keyed or EMG breakaway central lock secures all drawers at the same time for added convenience. ABS bumpers protect all four corners of the medical carts. Multiple optional accessories are available to customize your cart or you may purchase a fully-loaded cart pre-stocked with typical accessories.

MOST ADVANCED SECURITY LEVELS IN THE MEDICAL CART MARKET

Electronic Carts Come with Proprietary Onboard and PC Software Developed by DETECTO

MOBILECARE
medical carts



Model 2020111



Model 2015091

DETECTO's innovative and highly customizable MobileCare medical carts offer the most advanced security level features available in the medical cart market. Nearly unlimited configuration possibilities are available. There are three lock types to choose from: electronic (RFID with 3 different frequencies available and full-color touchscreen pincode), quick release, and keyed. The included Windows software allows you to have one centralized point for all your employee cart access and security settings, pushed via secure Wi-Fi or Bluetooth for instant updates. The proprietary onboard and PC software has been developed by DETECTO.



Electronic carts have detailed audit employee tracking to mitigate narcotics theft

One centralized point via the included PC software for all your employee access and updates

3 different RFID frequencies available

Nearly unlimited configuration possibilities available

Full-color touchscreen LCD with graphical menus on electronic carts



The innovative quick release unlocking can save lives when a patient codes, and the breakaway plastic tags and red/green flag can be reset easily by biomed techs.



MobileCare electronic carts come with a touchscreen LCD for entering pincodes and some models include touchless RFID card badge scanning.

1,000 lb x 0.2 lb /
450 kg x 0.1 kg or
600 lb x 0.2 lb /
270 kg x 0.1 kg capacities

24 in x 24 in or
18 in x 14 in
platform sizes

Stainless steel handrails
for patient assurance

Integral wheels for
quick and easy transport

Digital height rods available
on some models
(6857DHR/6854DHR)



Wi-Fi/Bluetooth models available
for wireless EMR/EHR connectivity

DETECTO's bariatric scales allow healthcare professionals to easily weigh obese and unsteady patients. The models 6857DHR and 6854DHR feature digital height rods and display the patient's weight, height, and Body Mass Index onscreen simultaneously (digital height rod measures 43 in / 110 cm – 79 in / 200 cm). Each bariatric scale features a low-profile, spacious platform for patient comfort and reassurance. The weight lock feature holds figures so that doctors and nurses may first assist their patients in leaving the scale and then record the measurements. EMR/EHR data may be exported via the scale's connectivity ports, and models are also available with Wi-Fi/ Bluetooth.

BARIATRIC SCALES WITH WRAPAROUND HANDRAILS

6857DHR/6855 Digital Bariatric Scales for Optimum Weighing



Model 6855

Model 6857DHR



SEATED/STANDING BARIATRIC SCALES WITH WRAPAROUND HANDRAILS

6868 Bariatric Flip Seat Digital Scale with Integrated RS232 Interface



Model 6868

DETECTO's 6868 bariatric flip seat scale offers a variety of usages due to its unique product design and high capacity: standing, seated, and bariatric weighing. The wraparound stainless steel handrails with padded grips provide comfortable support for obese and unsteady patients. The 6868 is completely portable and can be transported easily due to its battery power and integral wheels (6 AA batteries not included). The 6868 features Body Mass Index, automatic Shutoff/Sleep modes, Lock/Release key to hold weights, and the scale fits through doorways up to 32 inch (81 cm) wide.



1,000 lb x 0.2 lb /
450 kg x 0.1 kg capacity



Extra-large 32 in x 34 in /
81 cm x 86 cm platform



Unique flip-up seat for standing or seated weighing

Wheels and balanced design for mobility

Padded stainless steel wrap-around handrails

Model 750 indicator with easy-to-use, basic weighing functions. BMI calculation, RS232 serial port, and big bold LCD digits.



Capacities available:
400 lb x 0.2 lb / 180 kg x 0.1 kg
(model 6475) or
450 lb x 4 oz (model 475) or
440 lb X 4 oz / 200 kg X 100 g
(model 4751)

Lift-away armrests and
fold-up footrest

Plastic molded seat
for patient comfort

Integral wheels
for easy transport

Sturdy steel construction



**FOLD-UP ARMRESTS and
FOOTREST for PATIENT TRANSFERS**

The armrests on both sides of the scale lift away to allow the patient to access the chair laterally from either side to a wheelchair or bed. The fold-up footrest provides additional patient support while weighing and retracts out of the way when not in use.

ANALOG AND DIGITAL CHAIR SCALES

Portable 475/6475 Series Chair Scales with Armrests



Wi-Fi/Bluetooth connectivity
available on some 6475 models.

DETECTO's chair scales arrive fully-assembled and ready for weighing use. These chair scales are of great benefit to disabled patients, dialysis patients, and elderly patients since they relieve any of the stress involved in the act of standing during the traditional weighing process by providing a place for the patient to sit comfortably while their weight and BMI are measured. DETECTO's analog or digital chair scales are ideal for clinics, hospitals, and physician offices. The digital chair scale models can operate on six AA batteries (not included) and feature wheels in back, allowing them to be completely mobile.



Model 6475

Model 475



CHAIR SCALE FOR PATIENTS WITH DECREASED MOBILITY

6880 Rolling Digital Chair Scale with Smart-Phone-Style Indicator



WiFi **Bluetooth**

Bluetooth 5.0 / Wi-Fi included on
-C models for wireless connectivity
with EMR/EHR systems

Model 6880

DETECTO's 6880 chair scale is the simple solution for patients with decreased mobility. The 6880's retractable padded armrests and footrest ease in transferring patients into and out of the chair scale for weighing. Patients can sit in comfort in the ergonomic seat during the weighing process while healthcare professionals will enjoy the intuitive user interface that simplifies operation. The vivid 0.75 in / 19 mm high LCD display is easily readable in a variety of lighting conditions. The 6880 is of great benefit to patients and medical staff in nursing homes, hospitals, geriatrics, and orthopedic departments.



550 lb x 0.2 lb /
250 kg x 0.1 kg capacity



12 AA batteries (not included) or
AC adapter (included on some models)



Contoured sloping backrest allows the
patient to assume a relaxed position

Padded armrests for patient comfort
fold out of the way for easy accessibility

Stylish black paint color allows
the 6880 scale to blend into any
healthcare environment

The 6880's smart-phone-style indicator features
0.75-in-high LCD readouts, battery level indication, and
easy-to-use keypad with six buttons. It automatically
locks on weight temporarily for a few seconds in order
to easily view and record measurement.



1,000 lb x 0.2 lb / 450 kg x 0.1 kg

Large 32 in x 36 in /
81 cm x 91 cm platform

Portable scale with
vertical fold-up storage

2-way low-profile platform for easy
patient access from either side

Easily-collapsible column with quick
release lever and safety pin



FOLD-UP COLUMN PORTABLE WHEELCHAIR SCALE

6550 Digital Wheelchair Scale with Two-Way Built-in Ramps



Bluetooth 5.0 / Wi-Fi included on
-C models for wireless connectivity
with EMR/EHR systems



Model 6550



The platform is only 2.2 inches/56 mm high for easy
patient accessibility and comfort while weighing
either standing or in a wheelchair.



With only one hand you can
quickly slide the release lever
and fold down the 6550's
column down for easy
transport or vertical
storage.

DETECTO's 6550 portable wheelchair scales offer time-saving and patient comfort benefits. The 6550 features 1,000 lb / 450 kg capacity, Wi-Fi/Bluetooth available on some models, vertical fold-up storage, two-way built-in ramps for accessibility from both sides, large 32 in x 36 in / 81 cm x 91 cm platform, clinical-grade accuracy to 0.2 lb / 0.1 kg, battery or AC power, and up to 99 tares (optional) to store wheelchair weights for efficient patient weighing. The ramps rest on the floor for easier patient access. Enjoy the time-saving benefits of this scale, by using the convenient pushbutton or keypad tare to remove the wheelchair weight.



PORTABLE WHEELCHAIR SCALES WITH CURVED HANDRAIL

6560/6570 Multi-Use Scales for Seated/Standing Weighing



Model 6570

Wi-Fi **Bluetooth**

Wi-Fi/Bluetooth models available



Model 6560

The 6560 and 6570's dual-access ramps go all the way to the ground and allow maximum convenience for loading and unloading patients from either side of the scale. These unique ramps require only half the effort for a healthcare professional to roll a wheelchair-bound patient onto the scale than competitor's models. The scales' elegant curved handrail provides patient support while weighing standing on the platform. The platform is only 2.2 inches/56 mm high for easy patient accessibility. Enjoy the time-saving benefits of this scale by using the convenient pushbutton or keypad tare to remove the wheelchair weight.



1,000 lb x 0.2 lb /
450 kg x 0.1 kg capacity



32 in x 36 in x 2.2 in platform size



Elegant, curved handrail for patient stability while weighing standing

May be used for standing or wheelchair weighing (6570 includes fold-up seat)

Column folds down for easy transport



By sliding the release lever, you can easily fold down the columns for rolling transport or vertical storage.

1,000 lb x 0.2 lb /
450 kg x 0.1 kg capacity

32 in x 40 in x 2.2 in platform

Two-way, easy-access, integral ramps

Integral wheels and guide handles


Flexible coiled weight display cable
extends up to 14 ft from the scale

The MedVue® multifunctional indicator with alphanumeric keypad and RS232 and USB ports displays Height, Weight, and Body Mass Index onscreen simultaneously. It's capable of 14-digit alphanumeric patient ID entries and 99 stored wheelchair tare weights.



PORTABLE BARIATRIC-SIZE WHEELCHAIR SCALE

BRW1000 Bariatric Wheelchair Scale with 40-Inch-Wide Platform



Model BRW1000



Accommodating up to 40-inch (101-cm) wide bariatric-size wheelchairs, the BRW1000 provides everything required for weighing bariatric patients. For added comfort, a patient may be wheeled onto the scale and the chair tare weight keyed in for efficient weighing. The heavy-duty (yet light-weight) 75-lb platform with non-skid rubber mat makes this scale perfect for patients in manual or power wheelchairs, dialysis patients, or walk-ons. The scale's four stainless steel load cells feature self-aligning feet, so when the scale comes to rest from transport mode, it will find the most level surface for weighing.




Bluetooth 5.0 / Wi-Fi included on
-C models for wireless connectivity
with EMR/EHR systems

LOW-PROFILE PORTABLE DIGITAL WHEELCHAIR SCALE

6400 Wheelchair Scale with 2-Way Easy-Access Ramps



Model 6400



With built-in ramps for entering and exiting the scale, DETECTO's 6400 portable scale is perfect for any wheelchair application. The platform is only 2.2 in / 5.6 cm high for easy patient accessibility and comfort while weighing either standing or in a wheelchair. With a high 1,000 lb / 450 kg capacity, the scales are capable of measuring patients of virtually any weight possible. A black rubber mat is included on the scale platform and ramp for superior traction. By using the versatile mounting bracket that comes with each scale, you may permanently mount the indicator on a wall for long-term static use or set it on a tabletop or desk for more mobile type weighing.



1,000 lb x 0.2 lb /
450 kg x 0.1 kg capacity



32 in x 40 in x 2.2 in platform

Flexible cable remote display
extends up to 14 ft / 4.2 m from
scale to indicator



Integral dual wheel and guide
handle for transport

Low-profile platform for
easy patient access

*Model 750 indicator with
easy-to-use, basic weighing
functions. BMI calculation, RS232
serial port, and big bold LCD digits.*



1,000 lb x 0.2 lb /
450 kg x 0.1 kg capacity

36 in W x 33 in D platform
with black rubber mat

Slim 7-inch / 18-cm profile takes
up minimal space when installed
in a medical facility hallway,
clinical office, or patient room

Retains patient dignity by
weighing in open commons areas
instead of backrooms or closets

Stylish gray color and unique
fold-up storage allow the 7550
scale to integrate into any
healthcare environment



Integrated full-color, touchscreen LCD with
wheelchair tare weight mode to remove
wheelchair weights and factor patient weight

WHEELCHAIR SCALE BLENDS INTO ANY HEALTHCARE ENVIRONMENT

7550 Connected Wall-Mount, Fold-Up Stationary Wheelchair Scale



Model 7550



Install DETECTO's 7550 right in high-traffic areas and fold up when done weighing. The wall-mount wheelchair scale features a unique fold-up storage design that saves space when not in use. When you're ready to weigh, simply lower the platform and the gas spring lifting mechanism will gently lower it into place. The fold-up non-weighing mode allows you to store the scale in high-traffic areas and work zones without using up valuable floor space. The wall-mount scale stores easily out of the way and aesthetically blends into any environment for a more efficient workflow.



Bluetooth 5.0 / Wi-Fi included
standard for wireless connectivity
with EMR/EHR systems

SOLACE IN-FLOOR DIALYSIS SCALES

ID Series Flush-Mounted Platform Scales for Wheelchair and Stretcher Weighing



Model ID-7248S-855RMP

DETECTO's Solace in-floor scales are exceptional for dialysis patient monitoring and bariatric weighing. The stainless steel platform is installed level with the floor for easy access and eliminates tripping hazards and hallway accessibility issues. The patient simply walks or is wheeled onto the platform and weighed. Stretchers and beds fit easily onto the 6-foot long model with no need for dual scale systems. The weight is displayed on a recessed-mount, multi-color, touchscreen digital weight indicator with printer included for paper records. The digital indicator is 110 VAC powered for continual use and gives you a choice of pound or kilogram weight readings.



1,000 lb x 0.2 lb /
450 kg x 0.1 kg capacity



3 x 3 ft, 4 x 3 ft, 4 x 4 ft, and
6 x 4 ft standard platform sizes
(8 standard models)



Corrosion-resistant stainless
steel scale deck

Pit frame, trim ring, and
recessed-mount indicator/
printer combo included

Available with or
without handrail



DETECTO's Solace series in-floor scales come with pit frame, stainless steel deck, trim ring, and 855RMP recessed-mount indicator/printer combo. Custom sizes and configurations are available.



1,000 lb x 0.2 lb /
450 kg x 0.1 kg capacity


60 in W x 32.5 in D platform size

Two integrated ramps
included for easy access

Spacious platform accommodates
all common stretcher types

Column-mounted indicator on 8550
and remote display on 8500

*DETECTO's stretcher
scale is manufactured
at a light enough
weight that it is easily
portable to lift up
and roll by nursing
professionals. The
slim profile fits easily
through doorways of
nearly any size.*



PRECISION WEIGHING FOR PATIENTS IN STRETCHERS, GURNEYS, AND WHEELCHAIRS

8500/8550 Portable Stretcher Scales



Model 8500



Model 8550



DETECTO's stretcher scale are ideal for emergency arrivals into a hospital when time is of the essence for gathering patient weights. The DETECTO model 8550 with column display and 8500 with remote display can be used in the ER, dialysis, long-term care, and nursing homes. The spacious 60 in W x 32.5 in D/1,524 mm W x 826 mm D platform size accommodates all common stretcher types. The single-pass weighing feature saves time by allowing you to enter the stretcher or wheelchair tare weight using the numeric keypad on the indicator. An optional yellow guide rail kit is available for the 8500/8550 (8500-GUIDERAILS).



STRETCHER
SCALE

  **Bluetooth™**

Bluetooth 5.0 / Wi-Fi included on
-C models for wireless connectivity
with EMR/EHR systems

SCALES FOR WEIGHING BED-BOUND PATIENTS

IB Series In-Bed Scales with Hydraulic Lift Mechanism



Model IBFL800



Model IBFL500

WiFi Bluetooth™

Bluetooth 5.0 / Wi-Fi included on
-C models for wireless connectivity
with EMR/EHR systems



Detecto's in-bed scales feature flame-retardant, antibacterial 6 ft (1.8 m) long stretchers which are placed underneath the patient and hydraulically lifted inches from the bed for weighing. The digital scales feature locking casters, an adjustable weighing arm, and sturdy steel construction. The ZERO key allows staff to easily subtract the weight of bedding for accurate patient measurement. They are powered by six AA alkaline batteries (not included) and some models come with an AC adapter. The IB800 fits through 32 in / 81 cm doorways and has an adjustable base. The IBFL500 fits through 36 in / 91 cm doorways and has a fixed base. Not for patient transport.



500 lb x 0.1 lb / 225 kg x 0.1 kg and
800 lb x 0.2 lb / 350 kg x 0.1 kg
capacities available



Flame-retardant, anti-bacterial
6 ft / 1.8 m long stretchers



Hydraulic lift mechanism eases lifting

Stretcher carrying strap and
"easy stow" hoops

Full-swivel ball bearing casters
with rear locking pair for security
while weighing

Hydraulic Lift Eases Patient Lifting

DETECTO's IB scales feature hydraulic lift mechanisms for fast, easy and efficient weighing of bedridden non-ambulatory patients.



400 lb x 0.2 lb / 180 kg x 0.1 kg and
600 lb x 0.2 lb / 270 kg x 0.1 kg
capacities available

0.75-in-high LCD readouts

Battery operated:
one 9V battery (not included)

Lock-in weight feature

Suspended weighing



PL SERIES PATIENT LIFT SCALES

For Suspended Weighing of a Patient from a Portable Lift Mechanism



Model PL400

DETECTO's PL400 and PL600 patient lift scales weigh a person suspended from a portable patient lift mechanism. They operate on one 9V battery (not included) and come with an automatic shut-off feature to conserve battery life. The scales have a membrane keypad with only three keys, making them incredibly easy to use: ON/ZERO, OFF and LB/KG. The lock-in weight feature stores the last reading when the unit is turned off. The scale comes with two spring O-rings, top and bottom. Dimensions: 4.175 in W x 2.175 in D x 5 in H.



PORTABLE SCALES WITH REMOTE INDICATOR

APEX-RI Digital Scales with Built-In Carrying Handle and 6 ft Indicator Cable



Model APEX-RI



Wi-Fi/Bluetooth models available
for wireless EMR/EHR connectivity

DETECTO's APEX-RI series portable scales with remote indicators feature an extra-wide, flat platform measuring 17 in W x 17 in D x 2.75 in H, 0.75-inch-high clinical-blue LCD weight readouts, units locking into kilograms or pounds, BMI calculation, 6 ft/1.8 m cable from the scale base to indicator, integral carrying handle, textured platform surface, RS232 serial port, micro USB-B port, and HL7 IEEE 11073 compliance. The display can be set up separately from the base and read from its position on the wall or desktop making it suitable for stationary or mobile use. The scales are ready to use right out of the box with no assembly needed.



600 lb x 0.2 lb /
300 kg x 0.1 kg capacity



Extra-wide and flat platform:
17 in W x 17 in D x 2.75 in H




12 AA Batteries (not included) or
AC Adapter (included on some models)



Mother/Baby function factors
the weight of infants and toddlers
held by an adult

Wall-mount or desktop mounting
bracket included



The apex® features a high-tech,
smart-phone-style indicator for easy
utilization with 6 simple buttons and a
bold LCD display for large readouts.

1,000 lb x 0.2 lb /
450 kg x 0.1 kg capacity



24 in W x 24 in D x 2.1 in H platform



Body Mass Index calculation




Compact design with
built-in carrying handle

Weight display mounting bracket
included for wall/desk mount

LOW-PROFILE CARRY-ALONG BARIATRIC SCALE

6800 Digital Bariatric Floor Scale with Compact Design and Hand-held Portability



Model 6800



*Wi-Fi/Bluetooth models available
for wireless EMR/EHR connectivity*

Ideal for many clinical applications, DETECTO's 6800 scale is low profile for patient comfort when stepping on and off the scale. With a built-in carrying handle and compact size, the 6800 is easy to transport and also offers a wide platform and high capacity for bariatric weighing. Utilizing DETECTO's model 750 weight display, the indicator may be mounted on a wall or desk for easy viewing. Powered by 6 AA batteries (not included), this scale is truly portable when power outlets are not accessible. Powder coat paint and a black rubber mat provide an attractive and long-lasting finish to the scale.



MOBILE BARIATRIC WEIGHING

Model DR660 Portable Scales with Rechargeable Built-In Battery Pack



Model DR660

Ideal for home healthcare patient weighing, DETECTO's DR660 portable bariatric scale features a built-in rechargeable battery pack, which is able to provide 8 hours of continuous use (AC adapter also included). The DR660's feet may easily be adjusted for alignment with various weighing surfaces due to transport from one location to another. The DR660 features a 21.5 in / 56 cm wide platform for broad stances inherent in bariatric patients with less than 2 in / 5 cm high platform for minimal step. The operator may select optional times for automatic shutoff to conserve battery life.



660 lb x 0.5 lb / 300 kg x 0.2 kg capacity



21.5 W x 17 D x 2 H inch platform with rubber non-skid mat

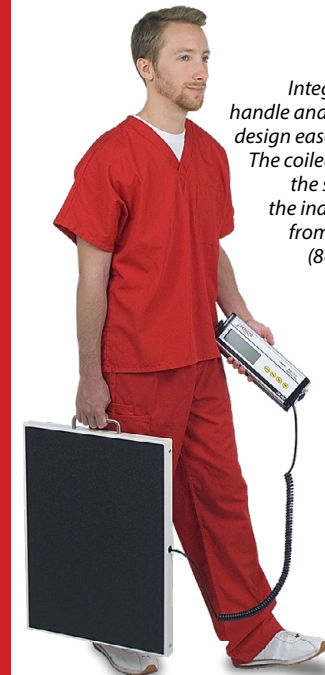


RS232 serial output



Remote display may be mounted on a wall or placed on a tabletop

Integral carrying handle



Integral carrying handle and lightweight design eases transport. The coiled cable from the scale base to the indicator flexes from 34 to 126 in (86 to 320 cm).

600 lb x 0.2 lb /
270 kg x 0.1 kg capacity



18 in W x 14 in D x
2 in H platform



NTEP legal for
trade certified



EMR/EHR ready
connectivity



Integral carrying
handle aids transport



NTEP LEGAL-FOR-TRADE CERTIFIED SCALES FOR ATHLETIC WRESTLING OR DIETARY CLINIC WEIGH-INS

GP-600-MV1 Portable Low-Profile Scales



The MedVue® indicator on the GP-600-MV1 features a vivid 3.5-in-wide by 3-in-high backlit LCD display screen with nearly 1-in-high weight digit readouts for easy visibility.



WiFi Bluetooth™

Wi-Fi/Bluetooth models available
for wireless EMR/EHR connectivity

Model GP-600-MV1

Featuring battery power and a built-in carrying handle with a compact base design, these GP-600-MV1 scales go anywhere. A large, easy-to-clean platform measuring 18 in D x 14 in W x 2 in H (46 cm D x 36 cm W x 6 cm H) features a black non-skid mat and bubble level for finding a level surface. The Lock/ Release key can hold weights after stepping off the scale. The GP-600-MV1 is NTEP legal for trade and calculates Body Mass Index. Standard connectivity includes USB and RS232 serial, with additional models available that offer Wi-Fi/Bluetooth.



SLIMTALK TALKING BATHROOM SCALES

Voice Announcement of Weight for the Vision Impaired



Your weight is
one-hundred
eighty point six
pounds



Su peso es
setenta y ocho
punto nueve
kilogramos

DETECTO's SlimTALK talking bathroom scales are ideal for the elderly, obese, blind, and telemedicine use. The scale is easy to use for the vision impaired and provides a clear, pleasant voice announcement of the weight in two languages: English or Spanish or OFF (switch selectable). The very low-profile platform is only 1.4 in/36 mm high for easy access. The bilingual SlimTALK scale includes 3 AAA batteries, automatic turn-on, and large 1.5 in/38 mm high LCD digits for clear readouts.



400 lb x 0.1 lb / 180 kg x 0.1 kg and
550 lb x 0.1 lb / 250 kg x 0.1 kg
capacities available



14.3 in W x 12.3 in D x
1.4 in H platform



Speaks two languages:
English, Spanish, or OFF

Clear, pleasant voice
announcement of weight

Durable plastic platform with either
textured surface or ribbed mat for
weighing traction and user safety

*The step-on/off function allows for weighing
without stooping to switch on the scales and
conserves battery life.*



600 lb x 0.1 lb /
272 kg x 0.1 kg capacity

17 in W x 14.5 in D x
1.4 in H platform

Large 1.5 in/ 38 mm high
backlit blue LCD for easy reading

Integral carrying handle
built into the scale

Mother/Baby mode factors
the weight of infants and
toddlers held by an adult



SLIMPRO TALKING SCALES WITH EXTRA-WIDE PLATFORM

Premium Quality Low-Profile Scale That Speaks Two Different Languages



Model SLIMPRO



SlimPRO

DETECTO's SlimPRO scale features 600 lb/272 kg capacity, Mother/Baby weighing mode, ribbed rubber mat for traction, backlit blue LCD, and an integral carrying handle. The SlimPRO's spacious extra-wide platform size is 17 in W x 14.5 in D x 1.4 in H / 43 cm W x 37 cm D x 3 cm H. The scale is easy to use for the vision impaired and provides a clear, pleasant voice announcement of the weight in your choice of two languages: English, Spanish, or OFF. The stylish gray color blends into any environment.

ANALOG BATHROOM SCALES

Low-Profile D1130/D1130K Bathroom Scales



Model D1130



Model D1130K

Designed for personal use in bathrooms, fitness centers, locker rooms and health care facilities, both pounds and kilograms versions are available of the DETECTO D1130. A low-profile design and non-skid vinyl mat are just a few features of the D1130 and D1130K scales – proven performers for budget-minded customers. They feature a white, baked-enamel finish and four personal colorful indicators to mark one person's or a whole family's weights. They come with a large easy-to-read 7 in (18 cm) dial and a wide, stable platform measuring 11.25 in x 11.75 in. The adjusting scroll on the bottom of the dial allows you to set the zero point.



Capacities: 300 lb x 1 lb (D1130) and 130 kg x 500 g (D1130K)



11.25 in x 11.75 in platform size

Large 7 in/18 cm diameter dial registers weight quickly



Four colorful weight tracker markers

Non-skid vinyl mat

White baked enamel finish

550 lb x 0.2 lb / 250 kg x 0.1 kg and
400 lb x 0.5 lb / 180 kg x 0.2 kg
models available

12.5 in W x 11.9 in D x 2.2 in H platform

Large, bold 1-in/25-mm high
digits with backlit blue LCD

Coiled cable from scale base allows
versatile positioning of the indicator

Slip-resistant, texturized black rubber
mat for traction and patient stability

The raised buttons are comfortable to press for a pleasant tactile feel, and an audible beep provides a confirmation of keypresses. The backlit blue LCD with bold one-inch-high digits is viewable in almost any lighting condition.



VERSATILE DIGITAL SCALES WITH SIMPLE 4-KEY OPERATION

Compact DR400C and DR550C Scales for Space-Saving Efficiency



DETECTO's model DR400C and DR550C digital floor scales arrive assembled and ready for use right out of the box. The portable lightweight platform and large bold backlit blue readouts makes these scales ideal for mobile clinics, home healthcare nurses, doctor's offices, general purpose use, and home bathroom weighing. The DR series indicator's versatile drop-in mounting bracket and coiled cable allows the display to be positioned on the floor or tabletop for quick mobile weighing use or you may permanently mount it on the wall using the included screws and plastic drywall anchors. An optional black carrying case is available.

FREE-STANDING PORTABLE HEIGHT ROD

PHR Mechanical Stadiometer and Optional Carrying Case



Model PHR
with DR400C



DETECTO's PHR portable height rod is simple to set up and easy to use. There's no wall fastening necessary and it may be positioned against a wall or completely free standing due to its large floor plate. Two spacers provide additional stability when placed against a wall. The stadiometer measures from 4.5 in – 81 in and 11.5 cm – 205 cm with 0.125 in / 0.1 cm graduations visible on both sides of the height rod. The PHR stadiometer features a unique reversible head piece that lets you add a DETECTO DR400C digital floor scale at the base to measure weight and height simultaneously. If you use the PHR without a DR400C scale at the base, simply flip the head piece upside down.



Portable, reliable height measurement accuracy



4.5 in – 81 in / 11.5 cm – 205 cm height range



Works in conjunction with DETECTO's DR400C scale

From pediatric to adult measurement

Height rod disassembles easily into 4 sections and stores conveniently with head piece and base

An optional PHR-CASE carrying case with shoulder strap is available that fits the PHR and DR400C.



Measures from 0 – 9 ft high

Measures in feet/inches, inches, centimeters, and millimeters

0.75-inch-high LCD readout with backlight

Instant digital height readouts without pushing a single button

Auto calibrate feature or manual calibration to current position allowing the stadiometer to be portable



SONARIS SONAR STADIOMETER FOR SCHOOL HEALTH AND DOCTOR'S OFFICES

State-of-the-Art, Touchless Sonar Height Readings Up to 9 ft High



DETECTO's Sonaris stadiometer uses sonar readings for truly touchless digital accuracy. Sonaris measures up to 9 ft high in feet/inches, inches, centimeters, and millimeters, and you can just simply press the Units key to toggle between unit readings. The compact readout may be desk or wall mounted and features a 0.75-inch-high LCD with backlight for easy viewing. The stadiometer will auto calibrate to current position allowing it to be completely portable. Sonaris is powered by 6 AA batteries (not included) or AC adapter (not included). The sonar stadiometer can set stand-alone on a tabletop without fixed mounting for true mobility.



Model SONARIS



DIGITAL PEDIATRIC SCALE

6745 Baby Scale with Wi-Fi/Bluetooth 5.0 and Full-Color Touchscreen LCD



Model 6745



Wi-Fi/Bluetooth models available for wireless EMR/EHR connectivity

DETECTO's 6745 digital baby scale was designed for use in the NICU, nursery, delivery room and pediatric practices where high accuracy and dependability is paramount for weighing the smallest of patients. The 6745 baby scale features 1 gram divisions, 30 lb / 15 kg capacity, NTEP certification for verified weighing accuracy to prevent dosing errors, full-color touchscreen 3.2 in (diagonal) LCD with 320 x 240 resolution, OneWeigh units locking into LB or KG, lift-off clear polystyrene tray for easy cleaning, built-in carrying handles, and wide supportive base for infant safety. Colorful animal graphics across the front of the scale make weighing fun and attractive for children.



Capacities: 0 -10 lb x 0.002 lb / 10 - 30 lb x 0.005 lb; 0 - 10 lb x 0.02 oz / 10 - 30 lb x 0.05 oz; 0 - 5 kg x 0.001 kg / 5 - 15 kg; 0 - 5,000 g x 1 g / 5,000 g - 15,000 g x 2 g

OneWeigh units locking into LB or KG

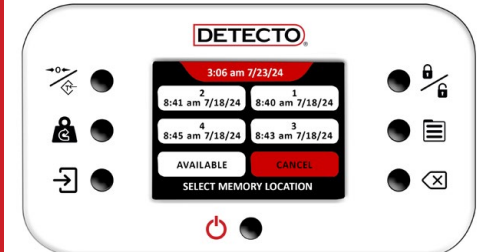


Roomy weighing tray:
26 in W x 12 in D (flat portion)

Integral analog measuring
tape up to 22 inch (56 cm)



Wi-Fi, Bluetooth 5.0, RS232, and USB-B



The 6745 features 5 stored memory weights plus Milk and Diaper weighing functions for tracking infant fluid output.



Capacities: 44 lb x 0.05 lb /
20 kg x 0.02 kg (model 8432-CH) and
20 kg x 0.02 kg (model 8432KG-CH)



Units locking into pounds or
kilograms for safe dosages

Fun plastic shell-shaped
seat comforts infants



Solid steel base for steady
assurance while weighing

Pushbutton tare removes
blanket weights

*DETECTO's plastic shell-
shaped inclined seat on the
8432-CH series baby scales
makes weighing fun for
pediatric patients.*



*The weight indicator is
conveniently situated
over the top of the shell
seat, so it's easy to read
the weight while the
baby is seated.*

PEDIATRIC SCALES WITH INCLINED PLASTIC SHELL CHAIR SEAT

8432-CH Digital Baby Scales

DETECTO's 8432-CH series pediatric scale with inclined chair seat is ideal for use in health clinics and medical practices for weight measurement of infants and tots. The scale has an easy-to-clean, seashell-shaped plastic seat for optimal comfort of the child and a durable, sturdy enameled steel scale base. Infants readily accept the inclined seating of the 8432-CH since it's fun for children to sit in the plastic "shell" while weighing. With pound and kilogram readings and heavy-duty steel understructure for support and stability, these pediatric scales have a lot to offer.

Model 8432-CH



BABY SCALE WITH COLLAPSIBLE TRAY FOR STANDING TODDLER WEIGHING

Economical 8440 Pediatric Scale with Easy-to-Read Display and Weight Recall



Model 8440

Providing accurate and safe weighing of infants and toddlers, DETECTO's model 8440 digital scale is ideal for home health and medical clinics. The 8440's weighing tray may be removed for standing toddler weighing and for easier transport. The 1-in / 25-mm high LCD offers pounds and kilograms readouts plus features a built-in clock. The scale's Weight Difference key provides the weight difference between the current weight on the scale and a saved weight in memory along with its time and date. Power requirements are one 9V alkaline battery (not included) and one 3V CR2032 lithium backup battery (included) for memory.



44 lb x 1/2 oz /
20 kg x 10 g capacity



Tray dimensions:
20.6 in W x 10.5 in D x 4 in H



Storage of previous
weight memory recall

Calculation of change in weight

Optional carrying case
available (8440-CASE)



The 8440's tray collapses for easier transport and to allow for convenient standing toddler weighing up to 44 pounds.



DETECTO model 8440-CASE carrying case for the 8440 baby scale.

0 – 22 lb x 0.01 lb / 22 – 44 lb x 0.02 lb /
0 – 10 kg x 5 g / 10 – 20 kg x 10 g

Integral analog measuring tape

Portable, lightweight, and battery-
powered for mobile medical use

Easy to use with large readouts

Comfortable contoured weighing
tray cradles babies securely

*Optional carrying
case with adjustable
shoulder strap is also
available (model
MB-CASE).*



FROM NEONATAL TO PEDIATRIC WEIGHING

MB130 Digital Baby Scale with Roomy, Contoured Weighing Tray



*DETECTO model
MB130 baby scale shown
with optional DLM digital
length measuring*

With dual graduations ranging from neonatal to pediatric care (accurate to 5 grams), DETECTO's MB130 digital scale features a removable tray which automatically converts the scale into a low-profile step-on toddler scale. The MB130 is powered by one 9V alkaline battery (not included) or AC adapter (included) with Auto Shut-off feature after 2 minutes to conserve battery life. The one-inch (25-mm) high LCD with 5-digit display provides highly-visible readouts. The integral analog measuring tape reads up to 21-9/16 in / 55 cm with 1/16 in / 1 mm increments. The optional model DLM digital length measuring rod can be easily mounted to the scale for an all-digital measuring station.

DIGITAL LENGTH MEASURING ROD FOR INFANTS

DLM Baby Length Measuring Device for Digital Speed and Accuracy



Model DLM

DETECTO's model DLM digital length measuring rod may be mounted onto the MB130 pediatric scale to create an all-digital measuring station. The lightweight design and battery power make it ideal for easy transport from one patient room to another. The DLM features head and foot positioners along with a bold LCD with convenient unit switching. The DLM's overall dimensions are 11.4 in W x 2.7 in H x 24.4 in L (29 cm W x 7 cm H x 62 cm L) with rubber feet to ensure stable footing while measuring. The DLM is powered by two 1.5V AAA batteries (included) and features a Hold feature to retain measurements on screen.



13-3/4 in - 31-1/2 in /
35 cm - 80 cm
measurement range

1/16 inch / 1 mm
graduations

Readouts in feet/inches,
inches, and centimeters



May be used stand-alone on
an exam table or attached to
the MB130 baby scale

Smooth, contoured paddles
are gentle to infant touch



CONVENIENT UNITS SWITCHING

Choose from ft/in, in, or cm

Six different capacities, including
192 oz x 0.05 oz and 5,500 g x 1 g

Rechargeable battery pack included

Accurately measure fluids or blood
loss during clinical procedures

Excellent for weighing diaper
fluids or blood absorbed
by chuxs used in the OR when
mothers hemorrhage during labor

Tare button removes the dry diaper or
chux weight and measures fluid output
of the soiled diaper or bloody chux



WEIGH CHUX PADS, WET DIAPERS, ORGANS, AND LAP SPONGES

WPS12UT Submersible Washdown Stainless Steel Scale with Utility Bowl



Model
WPS12UT



Submersible underwater for hygienic cleaning

DETECTO's WPS12UT Mariner digital scale can be completely submerged underwater for easy wash-down cleaning. This scale is ideal for weighing used chux underpads, wet diapers (for both adults and children), lap sponges, and organs. The convenient 80-hour rechargeable battery pack with automatic shut-off feature conserves energy and allows the scale to be moved where it is needed the most. The 4.6 in / 11.7 cm deep stainless steel bowl aids sample retention and allows easy clean up. The wet diaper scale's 1.2-in / 30-mm high backlit LCD is easily readable in dimly-lit nurseries. The WPS12UT's raised buttons allow for tactile functionality and easy operation.

WEIGH BLOOD BAGS, PATIENT WASTE SAMPLES, AND PILL COUNTING IN PHARMACIES

420 Series Digital Precision Balance Scales



Model 420-100



Model 420-100
Air Shield



(Excluding models 420-100 and 420-2000)

DETECTO's digital precision balance scales feature accuracy down to 10 milligrams and are engineered for highly-accurate weighing applications. Removeable air shields come with many of the models. The 420 series is NTEP and OIML legal for trade (excluding models 420-100 and 420-2000) and features a built-in rechargeable battery. The 420 series can be used in hospitals for weighing blood bags (blood and blood components), patient medical waste samples, and pill counting in hospital pharmacies. It can also be used weighing chemicals and powders in laboratories (schools, universities, industrial, and agricultural).



Accuracy to 10 milligrams

8 different units of measure



Built-in rechargeable battery included



Class II legal for trade



Counting mode

Air shield included for precise measurement (included with all models except 420-3000)



Nearly one-inch-high (23-mm-high) bold digits with blue backlight.

Capacities: 32 lb x 1 oz (model T3530)
and 15 kg x 25 g (model T3530KG)

14.5-in-diameter large dial size

Dial is readable from both sides,
front and back

Stainless steel scale and
bowl construction


Ideal for autopsy weighing use



STAINLESS STEEL AUTOPSY SCALES

T3530 Hanging Dial Scales with Oversized Organ Weighing Bowl

DETECTO's T3530 series hanging dial scales feature a deep 13.5-in/34-cm diameter removable stainless steel bowl, making them ideal for autopsy use. Protective glass plates cover the 14.5-in/37-cm diameter dials with extra-large readouts visible from both sides. They are available in avoirdupois or metric models: 32 lb capacity (10 lb x 1 oz) or 15 kg capacity (5 kg x 25 g). Thermolastic springs, unaffected by extreme temperature variations, guarantee long-term accuracy while an air dash pot absorbs shock when loads are dropped on the scale protecting the mechanism and increasing the scale life.



Model T3530



BIOHAZARD WASTE RECEPTACLES

Ruggedly-Built, Flame-Retardant P and C Series Step-On-Cans for Healthcare Disposal



Named for their rugged toughness, DETECTO's step-on cans are perfect for hospitals, doctors' offices, patients' rooms, and laboratory settings. Equipped with a heavy-duty foot pedal and linkage and a bag securing mechanism, they come in five different sizes and two different materials: stainless steel or baked epoxy finish (available in red or white). DETECTO step-on cans are flame retardant, have a self-closing lid for sanitation, and feature unitized construction. All DETECTO step-on cans are UL listed (except models C-100, P-100, and P-100R).



Available in 16qt, 24qt, 32qt, 48qt and 100qt sizes



Durable construction

Heavy-duty foot pedal and self-closing lid

Bio-hazard and infection waste adhesive labels included

Available in 3 finishes: baked epoxy painted red or white and stainless steel

Model P32R



Models capable of holding one, two, or three boxes of gloves

Installs in seconds – mounting hardware included

Open face design to view glove types being dispensed

Private labeling available

Accommodates most glove box types

Sturdy steel construction



GLOVE BOX HOLDERS

Mild Steel and Stainless Steel GH Series Universal Glove Box Holders



Model GH2SS



Model GH1



Model GH1SS

Conserve counter space with DETECTO's white baked epoxy finish or stainless steel universal glove box holders. The open face design allows you to see what size or type of glove is being dispensed. The holders are universal enough to hold most glove box types where counter or shelf space is limited. GH models are capable of holding one, two, or three boxes of gloves. They come with a DETECTO lifetime guarantee. The sturdy steel construction means they'll last a lifetime of use.





DETECTO®

102 East Daugherty St., Webb City, MO 64870 USA
Toll-Free: (800) 641-2008 E-mail: detecto@cardet.com
www.Detecto.com

*DETECTO reserves the right to improve, enhance,
or modify features and specifications without prior notice.*