


LAUNDRY DEPARTMENT PRODUCTS

DETECTO's extensive product line of floor and hanging scales are accurate and easy to use for commercial laundry weighing




EH-544-185



VET-330WH



P Series



DR660

DETECTO®


COMMERCIAL SIZE LOADS FROM LARGE TO SMALL

Multiple size scales available to fit your needs. Weigh quickly and accurately with DETECTO.

An efficient Laundry Department is essential to medical care. You'll be amazed at the variety and flexibility of DETECTO's laundry scale line, with everything from large roll-on scales to easy-to-use portable scales. We also offer waste receptacles in many sizes.

EH-544-185

**Echelon Economical
Floor Scales**



The Echelon floor scale provides exceptional performance in light industrial applications. It is ideally suited for weighing clean or soiled laundry and supplies. The checkered carbon steel deck treadplate with powder-coat paint handles rugged industrial use. The weighing platform is 4-feet-square with a capacity of 5,000 pounds, so it can weigh the heaviest of loads with ease.

HSDC-500

**Hanging Portable Digital Scale
with Stainless Steel Hook**



DETECTO's HSDC digital hanging scale provides fast, accurate readouts on an easy-to-read display. The stainless steel hook and an aluminum alloy enclosure mean the scale is strong, durable and lightweight, with auto shutoff and sleep features that extend the life of the 6 C batteries. Taking up minimal space, simply attach the scale to an upper hook and then quickly weigh laundry bags via the S hook on the bottom. 500 lb x 0.2 lb capacity.

VET330WH


**Portable Stainless Steel
Platform Scale with
Remote Display**



This economical, portable scale has a 22 in x 36 in stainless steel platform that is only two inches high. It's ideal for weighing medium-sized or large laundry bag loads. The beautiful lightweight scale has built-in wheels and a guide handle making it ultra portable. Situate the remote display wherever you would like, near the platform or up on a countertop or wall mounted. It is powered by a rechargeable battery (AC adapter included.) 330 lb x 0.2 lb / 150 kg x 0.1 kg capacity.

DR660

**Portable
High-Capacity
Scale with Remote Display**



The DR660 is a compact scale with a remote LCD display, so the indicator can be placed on a countertop or wall mounted up to 126 inches away from the scale base. The weighing platform is 21.5 in x 17.2 in and less than two inches high. It has a built-in rechargeable battery pack and has a capacity of up to 660 pounds. The texturized rubber mat helps hold items on the scale deck.

P-100

**Step-On Cans, the
Rugged Waste Receptacle**



Named for their rugged toughness, Step-On Cans are perfect for laundry departments and receiving areas. Equipped with a heavy-duty foot pedal and linkage and a bag securing mechanism, they come in a variety of five different sizes and capacities (4, 6, 8, 12 and 25 gallon) and two different materials: stainless steel or a baked epoxy finish (available in red or white). The cans are flame retardant, have a self-closing lid for sanitation, and feature unitized construction.

*DETECTO reserves the right to improve, enhance,
or modify features and specifications without prior notice.*

DETECTO®

102 East Daugherty St., Webb City, MO 64870 USA
Toll-Free: (800) 641-2008 E-mail: detecto@cardet.com
www.Detecto.com

SOLD BY: